

Datasheet System88 – Additional Parts



Release date : 16-06-2010
Revision date : 18-10-2017

Elskensakker 8, NL-5571 SK
Bergeijk, The Netherlands

Tel +31 497 542527
Fax +31 497 555399
Email info@dhatec.nl
Web www.dhatec.nl

General information

To complete System88 and to optimize performance and safety, additional parts are available. Handling and securing a pipe load for transport is done with Tie-downs, Anti-skid layers, Hoisting belts and Connector belts.

Application

Tie-down

System88 Tie-downs are specially designed for System88. They have a very high Standard Tensioning Force ($S_{tf} = 750\text{daN}$). A 20 ton (22 US ton) pipe load is secured with only 6 Tie-downs when combined with Anti-skid layers. This product is equipped with an ergonomic, long ratchet that needs to be pulled downwards instead of upwards. The label contains all by law prescribed details. The Tie-downs are divided evenly along the load and only tensioned when all are in place.

Anti-skid layer

Anti-skid layers have a frictional resistance of 0,6. Less Tie-downs are needed to secure a load by increasing the friction with Anti-skid layers. Anti-skid layers are strongly recommended and must be used in combination with Tie-downs. They are placed between System88 and the pipes, both top and bottom. Because of its softness, it will not damage any coatings.

Hoisting belt

Hoisting belts make handling mid-sections easier. Because weight can be high, assemblies of System88 are mostly hoisted by a crane. A hoisting belt is placed around the assembly and used to lift it onto the upper pipe layer.

Connector belt

Connector belts eliminate the risk of canting when loading one pipe at a time on a second layer. At each end of the rail a pin from the Connector belt is placed through a hole (figure 2). When both sides are in place, the Belts can be tensioned.

Profile-to-trailer connector

Profile-to-trailer connector prevents canting and shifting of System88 on the trailer bed. It also ensures easy fixation of the steel profiles without drilling in the platform. When the rail is in place, profile-to-trailer connectors are placed on both ends. When both are in place, both can be tensioned.

S88 Lift Kit

The System88 Lift Kit makes it possible to lift the entire mid-base of System88 with a fork lift. The sets must be assembled in two blocks. The first must be placed at least 200mm (8") from the profile end and the second at least 500mm (20") from the first set. With this simple addition, the entire mid-section of System88 can be lifted with standard forklift forks.




Fig.1 Anti-Skid, Hoisting Belt, Connector belt











Fig.2 Connector belt, Profile-to-trailer connector



Fig.3 S88 Lift Kit

Material specifications

Tie-down	: Lashing capacity 2.500 daN  : Lashing capacity 5.000 daN  : S _{hf} 50 daN, S _{tf} 750 daN : Norm: EN 12195-2 : Length: 9m or 12m : Ergonomic long ratchet movement
Anti-skid layer	: Friction coefficient 0,6 : Clean rubber
Hoisting belt	: Lashing capacity 1.000 daN  : Lashing capacity 2.000 daN  : Norm: EN 1492-1 : Length: 2m : Abrasion resistant joints
Connector belt	: Lashing capacity 1.000 daN  : Lashing capacity 2.000 daN  : S _{hf} 50 daN S _{tf} 100 daN : Norm: EN 12195-2 : Length: 1,75m : Abrasion resistant joints
Profile-to-Trailer connector	: Lashing capacity 1.000 daN  : Lashing capacity 2.000 daN  : Norm: EN 1492-1 : Length: 0,70m : Abrasion resistant joints
S88 Lift Kit	: Steel S355J2 (Material number: 1.0577)
Product	: Load securing parts for System88
Product code	: 88
Commodity / HS code	: 58063210 (Tie-down) : 40082190 (Anti-skid) : 580632100 (Hoisting belt) : 580632100 (Connector belt) : 83081000 (Profile-to-trailer connector) : 73269098 (S88 Lift Kit)

Elskensakker 8, NL-5571 SK
Bergeijk, The Netherlands

Tel +31 497 542527

Fax +31 497 555399

Email info@dhatec.nl

Web www.dhatec.nl